

**malaria
consortium**

disease control, better health



**Philips
Foundation**

What is a breath?

Results from the BREATHE study to assess the reliability of using a video annotation tool as a reference standard for counting respiratory rate in children under five

Charlotte Ward, Senior Research Specialist

c.ward@malariaconsortium.org

ASHTM 68th Annual Meeting – November 23 2019

Pneumonia, respiratory infections and tuberculosis





BREATHE study background

(Breath recognition aid to health experts)

Background

- Pneumonia is the leading infectious cause of death in under-five children
- Community health workers (CHWs) currently count respiratory rate as a proxy sign for pneumonia.
- Manually counting respiratory rate is challenging:
 - It is hard to define what is and is not a breath
 - It is easy to lose count
 - Child may be moving, crying, breathing rapidly
 - External distractions
- Misdiagnosis of suspected pneumonia is common and can lead to over and under treatment with antibiotics and potential death



Image: Acute Respiratory Infection (ARI) timer

Background

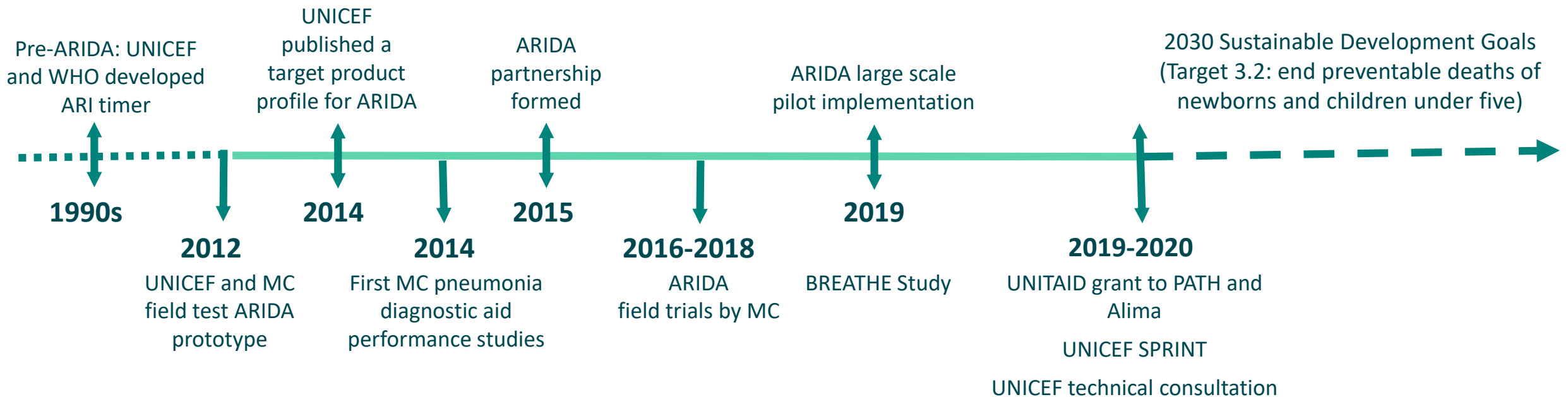
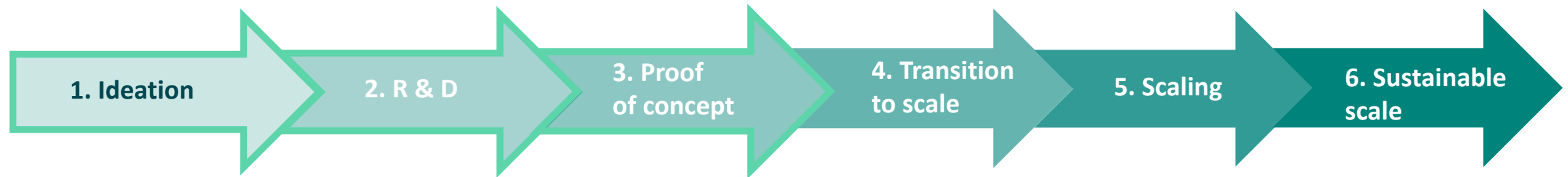
- New, automated respiratory rate counters offer a potential solution
- To introduce new respiratory rate counters, their performance must first be validated
- Developing a **robust reference standard** for evaluating the performance of new respiratory rate counters is challenging and there is currently no gold standard.
- Previous studies have used contemporaneous counting by expert clinicians [1], retrospective review of video recordings by a panel of experts, [2, 3, 4] and other devices including capnography [1] as respiratory rate reference standards.



Image: how a video recording for reference standard is obtained. ARIDA diagnostic accuracy, 2017.

Photo credit: Tewodros Emiru

Timeline - respiratory rate counting and ARIDA field trials





Study methods

Study design and objectives

Study design: cross-sectional, mixed methods study

Study objective: To measure the reliability of manual video annotation

Primary outcome:

- The agreement between a group of five reviewers assessing the respiratory rate (RR) of selected subjects using a video annotation tool as measured by intra-class correlation coefficient ρ .

Secondary outcomes:

- Mean time taken to review a video
- The usability and acceptability of the video annotation tool to the video expert panel as measured by focus group discussion

Study setting: Hawassa, SNNPR, Ethiopia

Data collection: April-May 2019

Study population: Video Expert Panel

- Health officer or nurse
- 2 years working in health facility with pediatric experience and experience counting respiratory rate
- Excellent written and spoken English
- Certificate in basic computing
- Completed 4-day training:
 - Manual respiratory rate counting test – all within +/- 3 breaths per minute
 - Respiratory rate counting test with annotation tool:
 - all within +/- 2 bpm of each other for a video without distortion
 - 9/10 within +/- 3 bpm of each other for a video with distortion

Study population: Video sample of U5 children with cough/difficulty breathing

- Pool of n=98 videos of children from the previous ARIDA project (conducted at selected hospital in Ethiopia, i.e. Saint Paul's Hospital and Millennium Medical College in Addis Ababa, Ethiopia)
- Pool of n=48 videos from the previous Pneumonia Diagnostics Project study (conducted at health facilities in Uganda, Ethiopia and South Sudan).
- 51 videos were selected from this pool of n=146 videos via stratified random sampling by video source and to ensure equal age distribution, powered for the primary outcome
- Each video was reviewed by five randomly selected reviewers from a pool of ten

Time taken to review a video

- Time taken was self-timed by the reviewer using a stopwatch.
- The length of the video varies by video source (ARIDA or PDP) which might affect the time taken to review the video.
- To account for this, standard time taken was calculated:

Standard time taken = time taken (secs) / video duration (secs)

Movement period

- The total movement period for each video was calculated by summing up each period of movement between two normal breaths
- The length of the video varies by video source (ARIDA or PDP) which might affect the duration of movement in the video.
- To account for this, standard movement was calculated:

Standard movement period = movement period (secs) / video duration (secs)

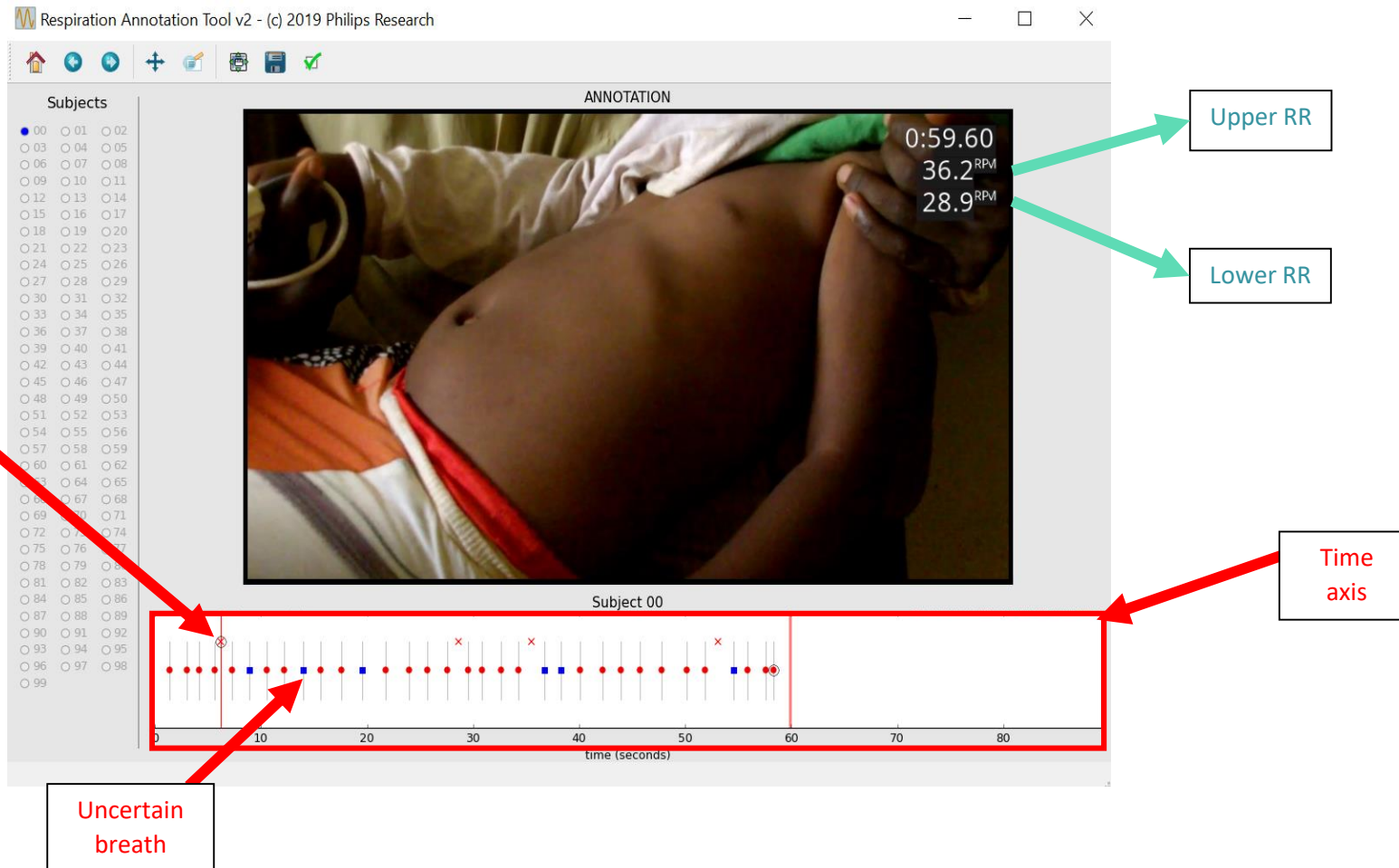
What did the reviewers annotate?

Reviewers were trained to annotate:

- **Certain breaths** (when child is calm and still)
- **Uncertain breaths** (very shallow breaths, incomplete cycles or breaths that are difficult to judge)
- **Distortions** (movement or another interruption)

Tool functionalities:

- Change speed
- Change brightness
- Zoom in/out



Four possible ways to calculate respiratory rate

WHO integrated case management requirements [5] for counting respiratory rate: count the breaths in one minute, child must be calm

Annotation software "RR upper"



Scenarios	How the respiratory rate is calculated	Interpretation
4	$\frac{\text{Certain and uncertain breaths during calm}}{\text{Total annotation time} - \text{distortion time}} \times 60$	Less conservative WHO case management guideline
3	$\frac{\text{Certain breaths during calm}}{\text{Total annotation time} - \text{distortion time}} \times 60$	More conservative WHO case management guideline
2	$\frac{\text{Certain and uncertain breaths}}{\text{Total annotation time}} \times 60$	Pragmatic* WHO case management guideline = human counting with ARI timer for 60 seconds
1	$\frac{\text{Certain breaths}}{\text{Total annotation time}} \times 60$	Conservative pragmatic* WHO case management guideline = human counting with ARI timer for 60 seconds

*Assuming that children under five are rarely fully calm and still for 60 seconds in real practice

Annotation software "RR lower"





Quantitative results

Reviewers on the Video Expert Panel

**malaria
consortium**
disease control, better health

Characteristics of Video Expert Panel (VEP)

Characteristics	No.	Column %
Number of panel members	10	100
Sex		
Male	8	80
Female	2	20
Degree		
BSC Nurse	6	60
BSC Public Health	2	20
Public Health Officer	2	20
Work place (facility type)		
Health Centre	2	20
Hospital	6	60
Health Centre & Hospital	2	20
	Mean	[95% Conf. Interval]
Age	29.9	27.24; 32.56
Years of experience in their role	7.6	5.92; 9.28
Abbreviations: BSc=Bachelor of Science, n=number of panel members with characteristic, 95% CI=95% confidence interval		

Children/Video sample

**malaria
consortium**
disease control, better health

Characteristics of children in video sample by video source

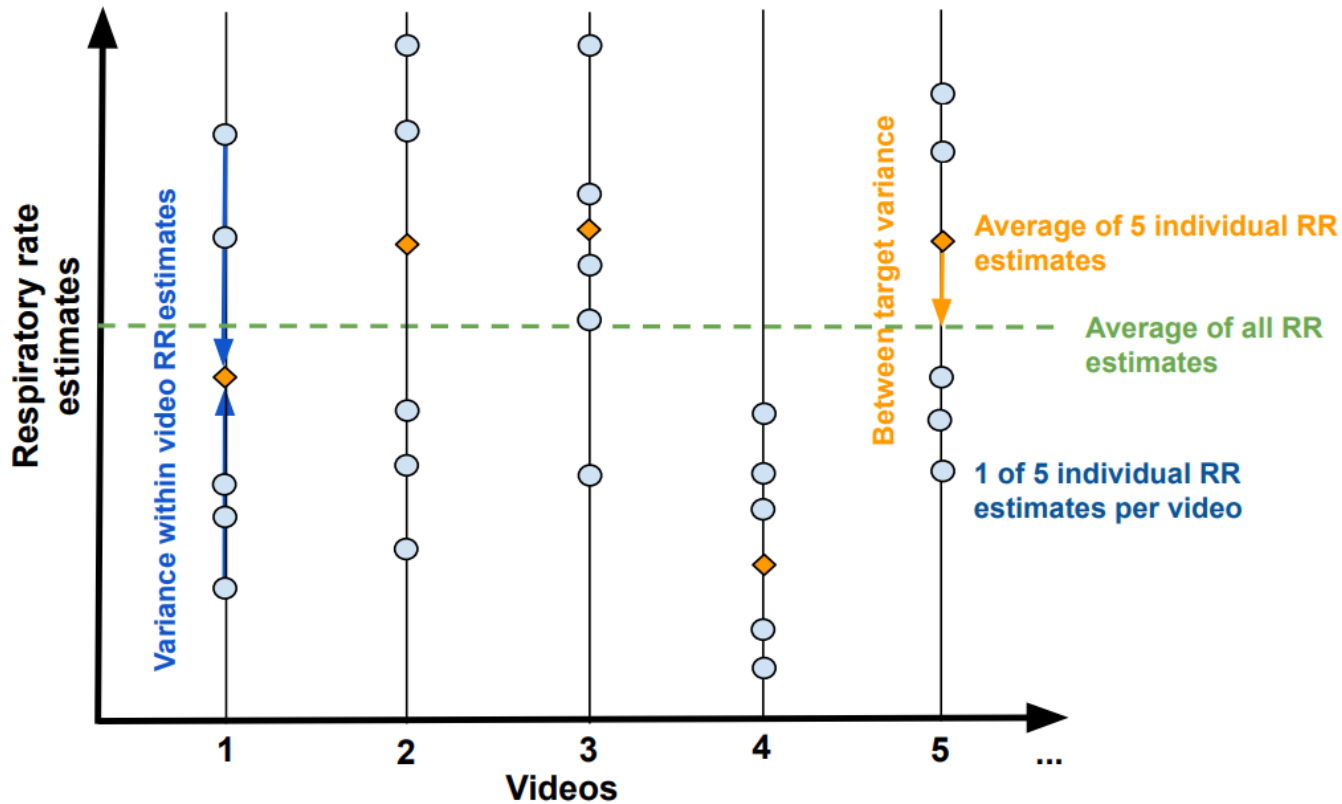
Characteristics	Total	
	No.	Column %
Total	51	100
Sex		
Male	29	57
Female	22	43
Age group of child		
0 to < 2 months	19	37
2 to < 12 months	15	29
12 to 59 months	17	33
Country		
Ethiopia	40	78
Uganda	9	18
South Sudan	2	4

Abbreviations: ARIDA=ARIDA Diagnostic Agreement Study, PDP=Pneumonia Diagnostics Project, n= number of children in videos with characteristic, 95% CI=95% confidence interval

Intraclass correlation coefficient

ICC is the proportion of sample variance that can be explained by difference between videos

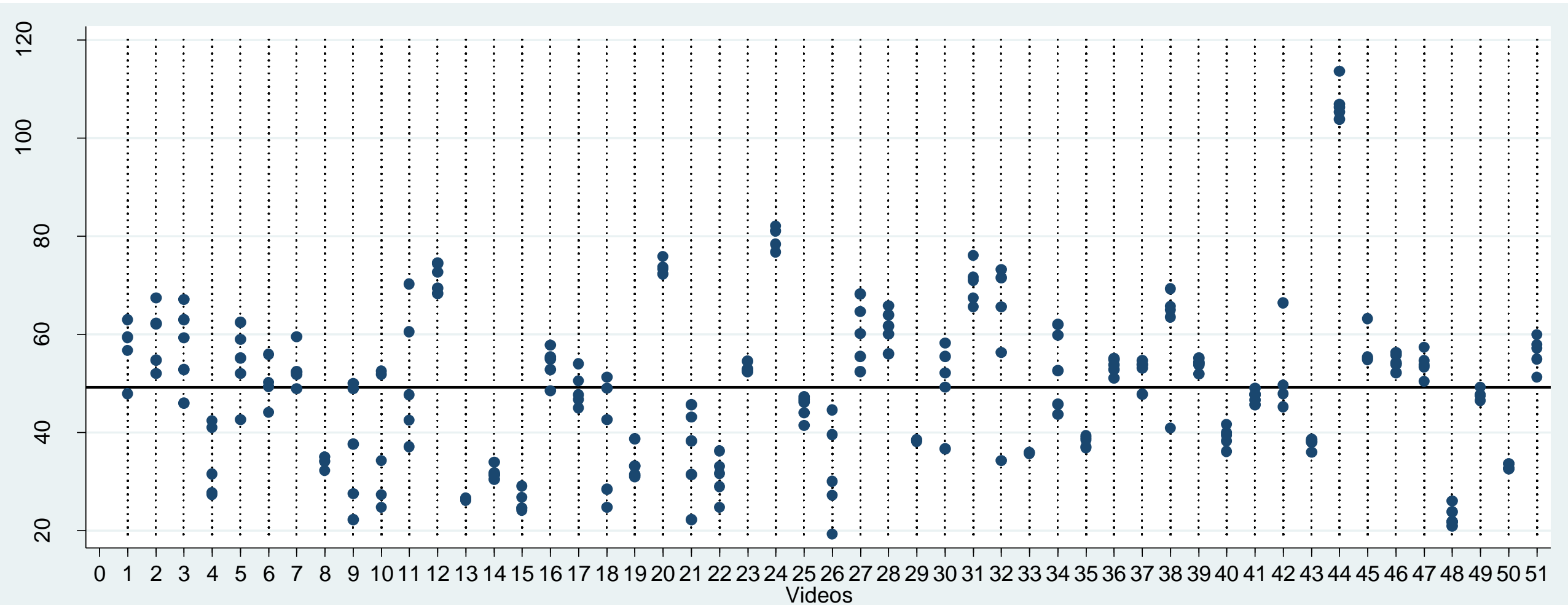
$$- \text{ICC} = \frac{\text{Between video variance}}{\text{Within video variance} + \text{Between video variance}}$$



ICC	Classification (based on lower limit CI)
<0.5	Poor reliability
0.5-0.75	Moderate reliability
0.75-0.9	Good reliability
> 0.9	Excellent reliability

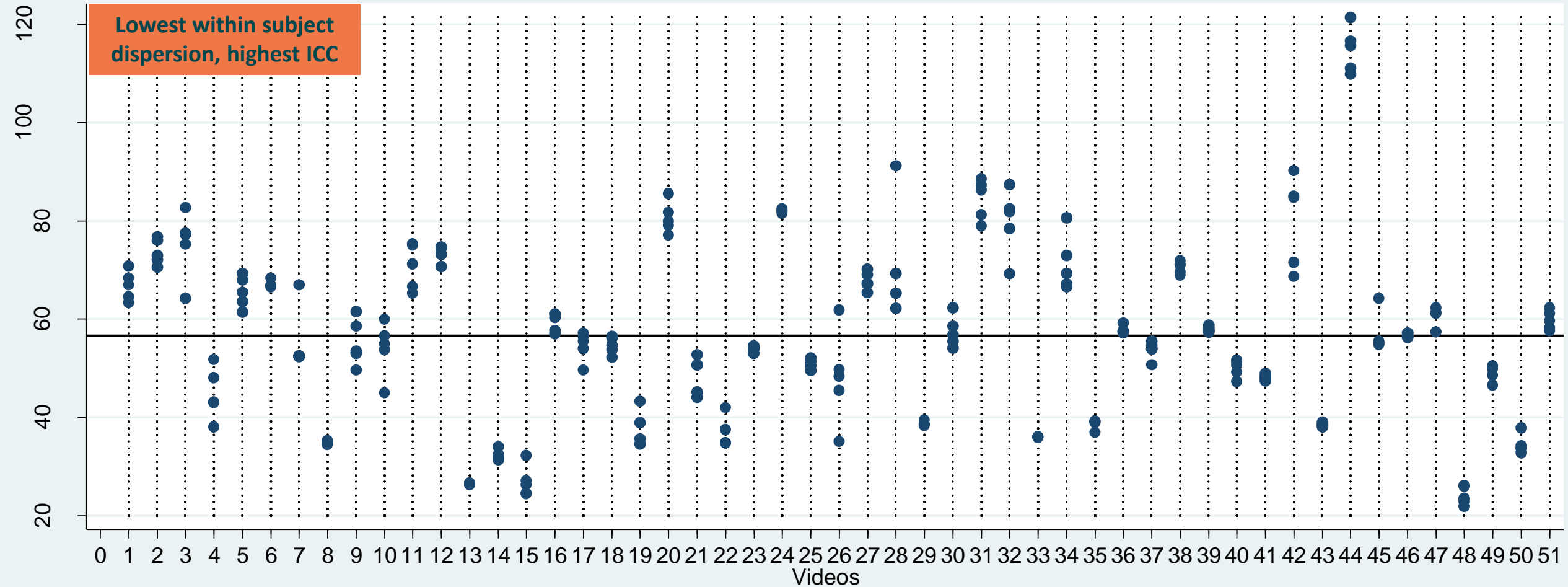
RR Lower Count: Good reliability

ICC = 0.85 [0.79; 0.90]



RR Upper Count: Excellent reliability

ICC = 0.95 [0.93; 0.97]



ICC by movement: ICC higher when less movement

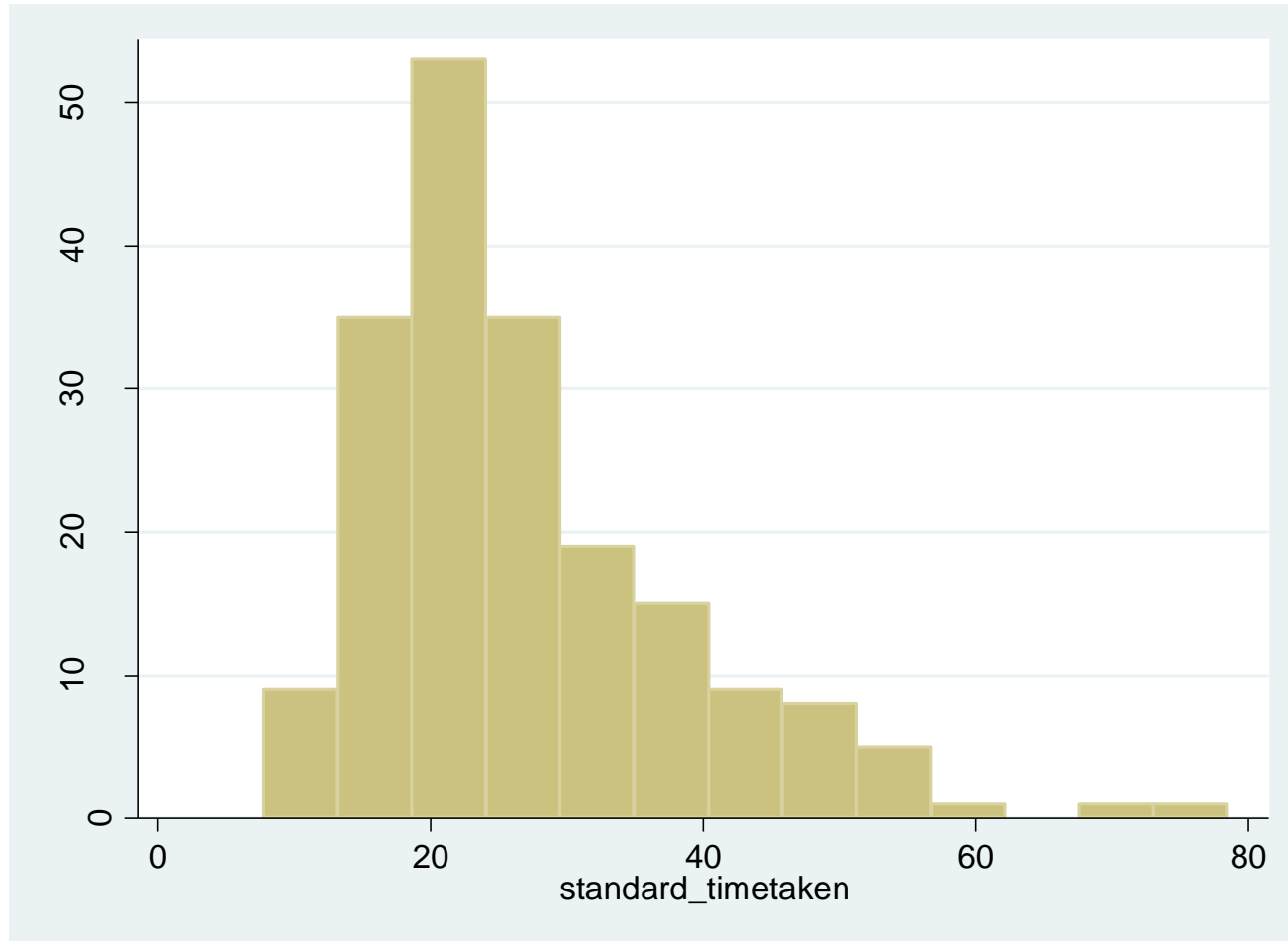
Movement tertiles	N	RR Lower Count ICC [95% CI]	RR Upper Count ICC [95% CI]
Total	51	0.85 [0.79; 0.9]	0.95 [0.93; 0.97]
Lowest tertile	17	0.99 [0.98; 1]	0.99 [0.98; 1]
Medium tertile	17	0.92 [0.85; 0.96]	0.94 [0.89; 0.98]
Highest tertile	17	0.5 [0.28; 0.73]	0.86 [0.76; 0.94]

Note: Study not powered to detect significant differences between subgroups

Time taken (standard)

malaria
consortium
disease control, better health

Time taken to review a video (standard)



Standard time taken - Based on observations (n=191)

Mean	Median	Min	Max
27.0	24	7.7	78.5

Standard time taken = timetaken
(secs) / video duration (secs)

Time taken (minutes) - Based on observations (n=191)

Source	Mean	95% CI	Min	Max
ARIDA	35.0	32.1-37.9	12.6	82.4
PDP	26.5	24.0-29.0	9.0	78.5

Standard Movement period

Movement period (standard)

Standard movement period =
movement period (secs) / video
duration (secs) → Proportion of
video with movement

Based on observations (n=255)			
Mean	Median	Min	Max
17%	12%	0	77%

On average across all videos, 17% of annotation period is annotated as movement

Age group of child

Child age group	mean	p50	min	max
0 to < 2 months	21%	14%	0	77%
2 to < 12 months	20%	15%	0	74%
12 to 59 months	10%	4%	0	58%
Total	17%	12%	0	77%

There is less movement in children 12-59 months



Qualitative results

Focus group discussion

- Two focus group discussions with the video panel reviewers were conducted to explore the usability and feasibility of the video annotation tool
- Thematic analysis of the qualitative data was conducted using MAXQDA.

Qualitative results

Themes	Sub-themes	Associated Quotes
1. Operational factors that facilitate usability	Keep training & practice to counter initial confusion and increase confidence	<ul style="list-style-type: none"> "The big thing here is practice is mandatory. Unless you exercise repeatedly, even normal breathes may confuse you, you may consider normal breathe as uncertain. It takes time to do that. But through time, as you well understand the tool, it becomes easy to count. "
	Keep standard operating procedures	<ul style="list-style-type: none"> "[talking about SOP] it is good if it is availed whenever we want to refer it." "How you can do something without SOPs! You do things by following it as states this is this and do this like this. You need it to refer even if you miss something. So, it was very important."
	Keep easy to use functionalities	<ul style="list-style-type: none"> "English is simple and easy because when you translate to Amharic, sometimes it puts us in confusion. " "We practiced each of these things including how to manipulate [i.e. using tool functionalities]. It is not difficult thing."
	Avoid using videos of insufficient quality and avoid hardware challenges	<ul style="list-style-type: none"> "the quality of mouse and other devices is mandatory. " "some videos were not clear to see respiration. So, it would be better if videos rerecorded by high quality HD cameras that shows clearly. "

Qualitative results

Themes	Sub-themes	Associated Quotes
2. Benefits of the tool	Ability to consider new elements	<ul style="list-style-type: none">• "this video annotation tool can identify normal breathe, uncertain breathe and distortion or other movements [...]. So, [...] the tool helps us to accurately count [...] respiratory rate of a child."• "when health workers count respiratory rate, it is subjective and differs from person to person. So, the tool is to standardize it by using software"
	Tool functionalities support marking breaths in more difficult children	<ul style="list-style-type: none">• "By changing color, we can see whether the movement is normal breath or shallow or distortion. "• "when there is distortion, we change brightness it shows movement more clearly"• "When you see uncertain shallow breath, you may zoom from 1cm to 2cm and can see it. "

Qualitative results

Themes	Sub-themes	Associated Quotes
3. Limitations of the tool	Videos with lots of distortions, movement and uncertain breaths are difficult to annotate	<ul style="list-style-type: none">• "It was difficult to me to mark because you can't calm children as actual patient. And you can't seek help from other."• "when child is restless and crying, the abdomen becomes rigid and breathing can't be seen. "• "I may miss some breathes in the mid of distortion."
	Even though functionalities help annotating "difficult" videos, using them takes time and attention	<ul style="list-style-type: none">• "If child is severely sick, RR increases and marking many breathes is time consuming. I remember a video took 63 minutes from me. And spending such time on single video is a little challenging."• "if there is distortion or shallow breathing, it consumes time when you go forward and backward and changing brightness etc. It can take up to 50 minutes or an hour. "• "To find [respiration in mid of distortion] you go forward and backward. Because you should annotate it. It is that time challenging. "

Qualitative results

Theme	Associated quotes
4. Trust in the tool	<ul style="list-style-type: none">• "if difference [between result of annotation tool and other device] occurs, I will use the result of the video annotation tool because I trust my count."• "Probably I can consider as good. Of course, nothing is perfect. But relatively it is good as compared to others that we have been using to count respiratory rate because it considers something that previous tools did not consider. "• "To set reference, normal videos should be assessed to set reference for normal breathing. For videos with distortion, the tool should be revised [to 1) software that automatically detect distortion or 2) train experts only on distortion and test for distortion separately]"• "what if distorted area is skipped from video. [...] I think it is better to consider area where there is minimal distortion and it may improve accuracy. "• "In the cases of differences, I may redo it up to three times with attention. When you redo repeatedly, you become confident and choose your own results. "



Conclusion, limitations and recommendations

Conclusion, limitations and further work

Conclusion

- Video annotation has potential as a reliable **reference standard**, if marking of breaths in the distorted period can be improved.
- Video annotation allows reviewers to consider new elements when counting respiratory rate and the tool's functionalities supported the reviewers in marking these elements, but it is time consuming.

Limitations

- Visual reference standards have inherent limitations due to human subjectivity:
 - Humans do not always mark breaths in the same way, particularly when there is distortion
- Operational considerations, for example: time taken to review, professional videographer required

Further work:

- Consensus building around which elements to include in the calculation of respiratory rate when using video annotation as a reference standard is required.

**malaria
consortium**

disease control, better health



**Philips
Foundation**

Acknowledgements

- St Paul's Hospital, Addis Ababa, Ethiopia
- Yrgalem District Hospital in Ethiopia
- Mpigi Health Centre IV in Uganda
- Aweil General Hospital in South Sudan
- Reviewers on the video expert panel
- Colleagues at Malaria Consortium: Dr Kevin Baker and Ann-Sophie Stratil
- Senior Scientist at Philips Research who provided the video annotation software and technical support

***182 – Innovation in Primary Healthcare – It's not too late to improve pneumonia case management in children under five
Sunday 24 November – Potomac D (Ballroom level)***



References

1. Baker K, Alfvén T, Mucunguzi A, Wharton-Smith A, Dantzer E, Habte T, et al. Performance of Four Respiratory Rate Counters to Support Community Health Workers to Detect the Symptoms of Pneumonia in Children in Low Resource Settings: A Prospective, Multicentre, Hospital-Based, Single-Blinded, Comparative Trial. *EClinicalMedicine*. 2019;12:20-30.
2. Sinyangwe C, Graham K, Nicholas S, King R, Mukupa S, Kallander K, et al. Assessing the quality of care for pneumonia in integrated community case management: a cross-sectional mixed methods study. *PLoS One*. 2016;11.
3. Black J, Gerdtz M, Nicholson P, Crellin D, Browning L, Simpson J, et al. Can simple mobile phone applications provide reliable counts of respiratory rates in sick infants and children? An initial evaluation of three new applications. *Int J Nurs Stud*.52(5):963-9.
4. Karlen W, Gan H, Chiu M, Dunsmuir D, Zhou G, Dumont GA, et al. Improving the Accuracy and Efficiency of Respiratory Rate Measurements in Children Using Mobile Devices. *PLoS One*. 2014;9(6):e99266.
5. Young M, Wolfheim C, Marsh DR, Hammamy D. World Health Organization/United Nations Children's Fund joint statement on integrated community case management: an equity-focused strategy to improve access to essential treatment services for children. *Am J Trop Med Hyg* 2012; 87:6-10.

malaria
consortium

disease control, better health

c.ward@malariaconsortium.org

Thank you

www.malariaconsortium.org

About Malaria Consortium

Malaria Consortium is one of the world's leading specialist non-profit organisations. Our mission is to improve lives in Africa and Asia through sustainable, evidence-based programmes that combat targeted diseases and promote child and maternal health.